

DIRECTIONS FOR RURAL AND REMOTE HEALTH SERVICES

Kathy Meleady

Director,

Statewide Services Development Branch

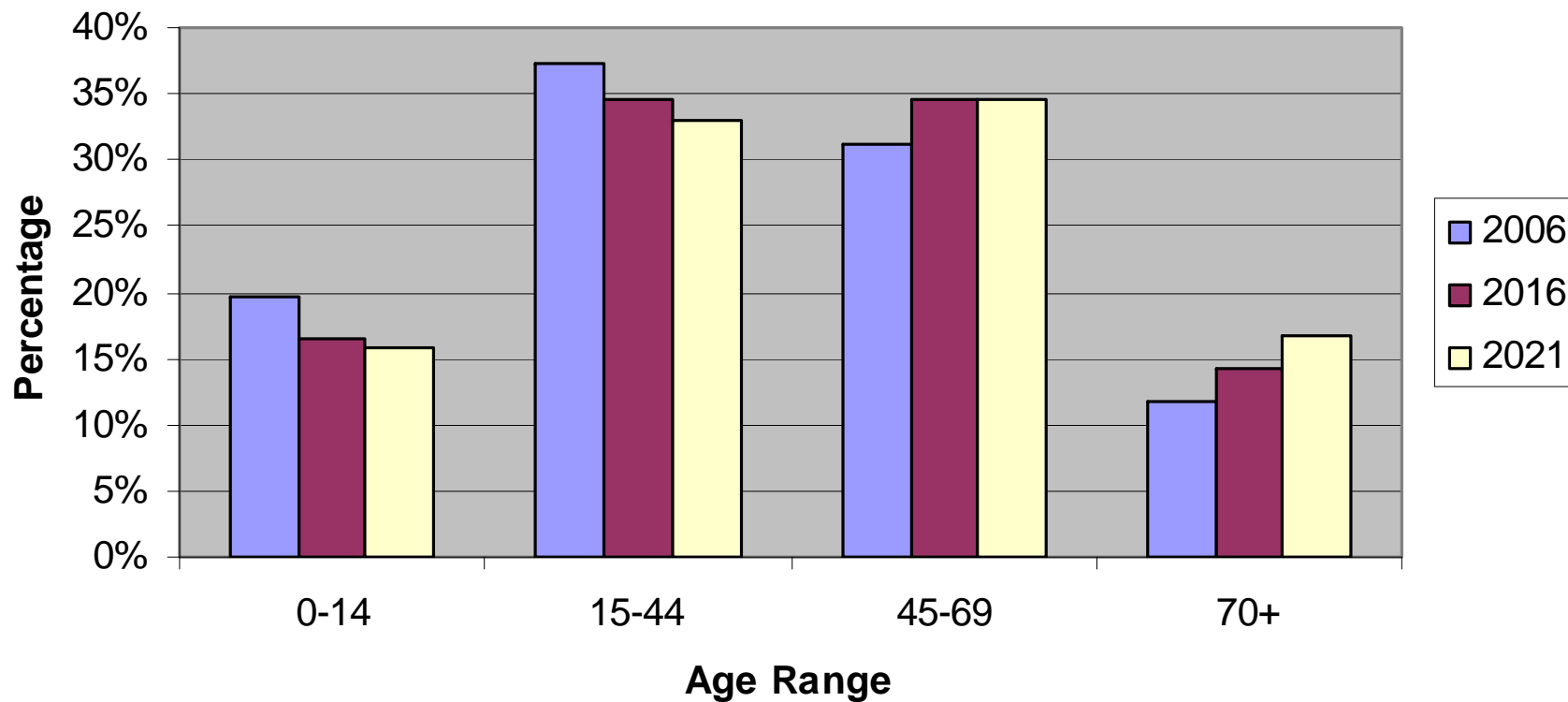
Demography

Over a quarter of the people in NSW live in rural and remote areas

- Current population 2,105,890 – projected population 2,234,008 (in 2016)
- An estimated 38,006 people live in areas classified as “remote” (0.5% of the population) or very remote (0.1% of the population)
- Three of our AHS have LGAs classified as at least partly remote and very remote
- The proportion of Aboriginal peoples increases with remoteness (20% of remote population and 32% of very remote) estimated 37,409

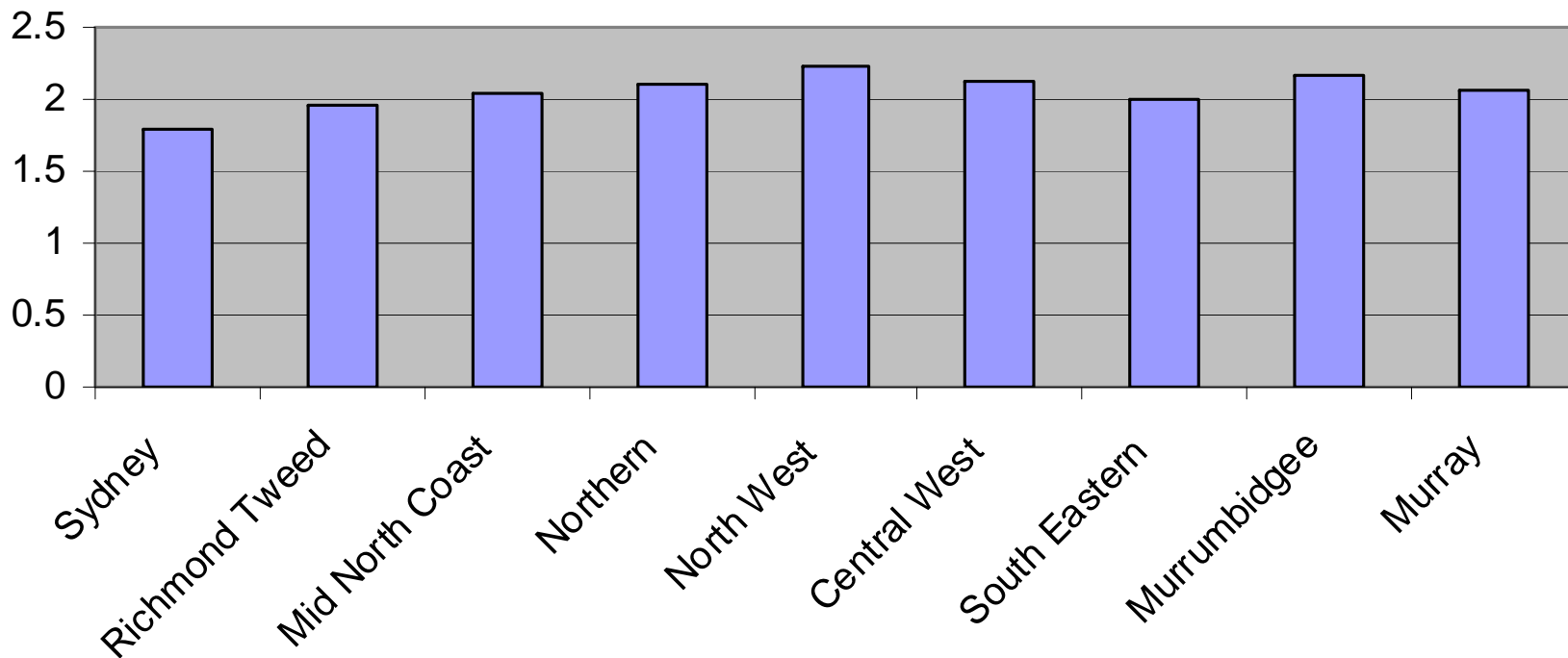
Demography

Rural NSW Population Projections



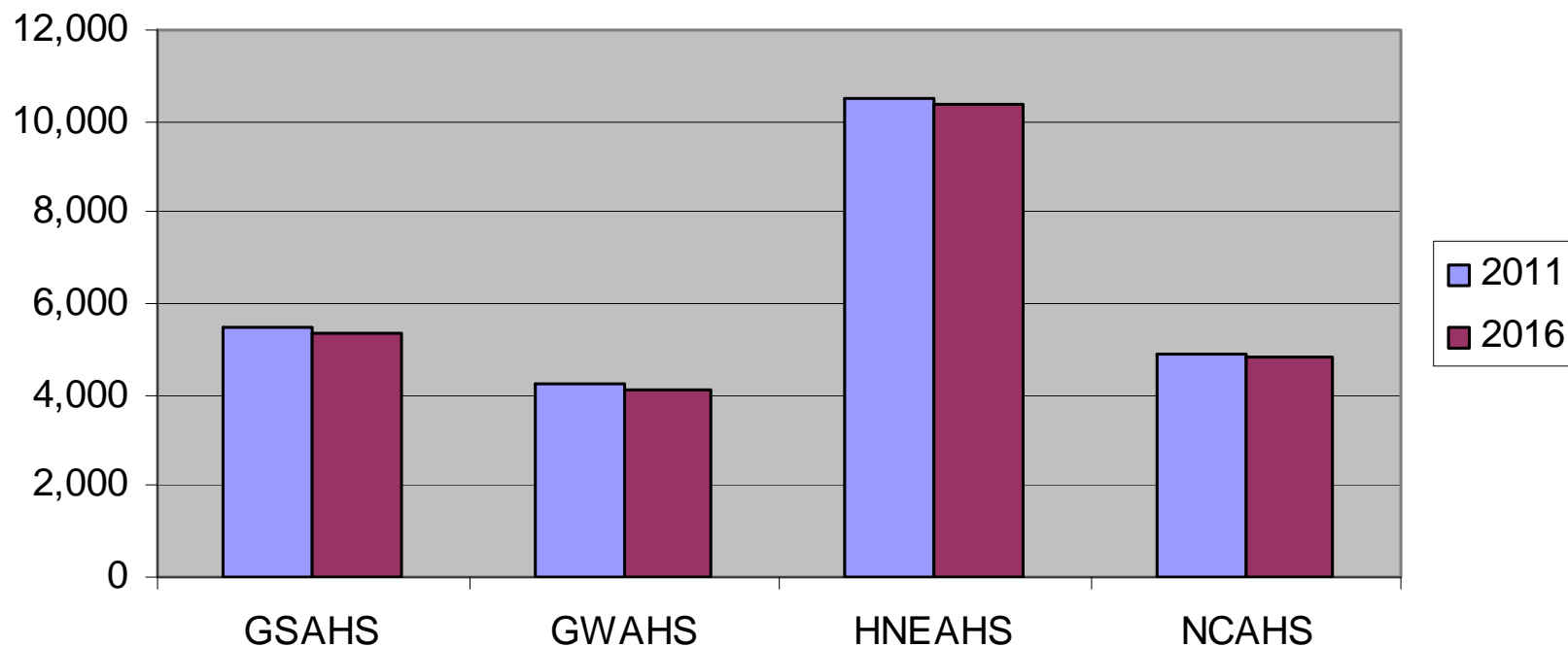
Demography

Fertility Rates



Demography

Projected Numbers of Births to 2011 and 2016 for Rural NSW



Health of Rural and Remote NSW

- A mixed result
 - Improvements in rates of premature death
 - Cancer mortality rates not significantly higher than state average (all cancer types non-melanoma skin cancer)
 - Higher rates of potentially avoidable deaths, motor vehicle crash deaths

- Remote health is poorer

Rural Health Services

➤ Facilities

- 145 public hospitals
- 22 private facilities
- 240 community health centres
- 47 Multi Purpose Services
- 796 Aged Care places

➤ Majority of hospital care received locally ...

- Greater Southern 76%
- Greater Western 84%
- Hunter New England 90%
- North Coast 90%

Multipurpose Services (MPS)

- MPSs offer an innovative, flexible and integrated service delivery model
- They are not a one size fits all approach.
- Acute beds, aged care beds and primary care
- primary care and specialist outreach services
- Soon 52 rural health services will have been redeveloped ~ \$250M
- Next phase facilitated by the Council of Australian Government (COAG) reform initiatives via an allocation of around \$20M in capital funding.
- This Program is an excellent partnership between Governments working with the community.



Challenges for future Service Delivery

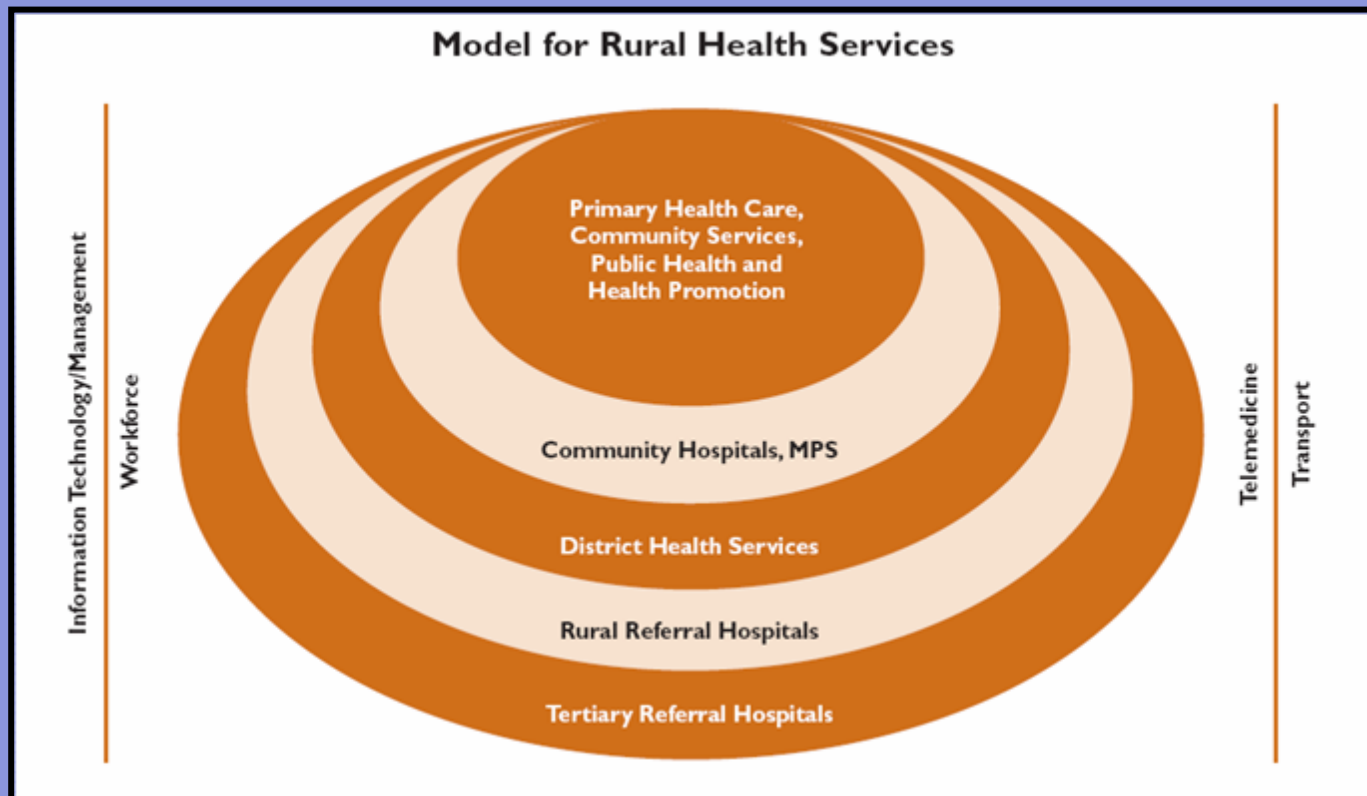
- Aboriginal health
- Workforce
- Ageing population
- Chronic illnesses
- Diversity of rural communities
- Transport and Accommodation
- Drought and climate change

Key Directions

- A sound foundation and common frameworks
- Respond to the highest priorities identified as health needs
- Focus on improving health outcomes
- Effective service delivery models
- Partnerships
- Workforce

Key Directions

Appropriate Service Models for Rural Communities



Where to From Here?

- Rural and Remote Health Plan
 - Key directions for the future
- Continued efforts to work across agencies
- Expand current successful initiatives
 - Key services closer to home
 - Multi Purpose Services
 - HealthOne